



This colorfast cap wicks moisture for breathable comfort and coordinates with our PosiCharge RacerMesh Polos, Tees and Visor.

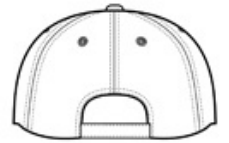
- **Fabric** 100% polyester closed-hole flat back mesh with PosiCharge technology
- **Structure** Structured
- **Profile** Mid
- **Closure** Hook and loop

CARE INSTRUCTIONS

Hand wash. Dry flat.




front



back

HOW TO MEASURE















HATS

Measure the circumference around the head, above the eyebrow and at the widest part of the head.
Divide number by 3.14 for hat size.

SIZE CHART

	OSFA
Hats	N/A

COLOR INFORMATION

										
Black PMS NTR BLACK C	Bright Pink PMS 190C	Dark Forest Green PMS 567C	Dawn Blue PMS 2160 C	Graphite Grey PMS 7540C	Neon Green	Neon Orange PMS ORANGE 021C	Neon Yellow PMS 802C	True Navy PMS 533C	True Red PMS 200C	True Royal PMS 7687C
										
White PMS WHITE										